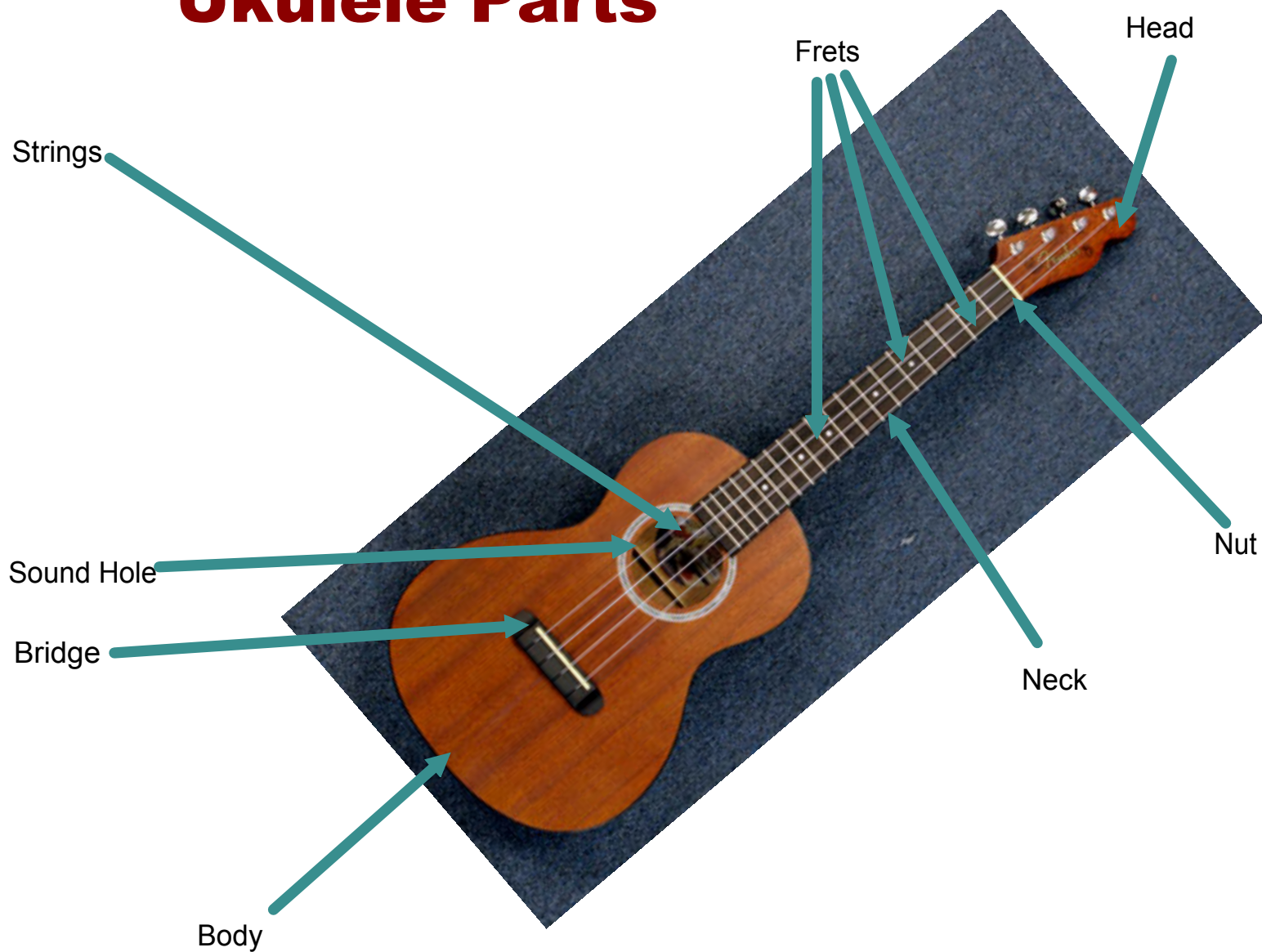
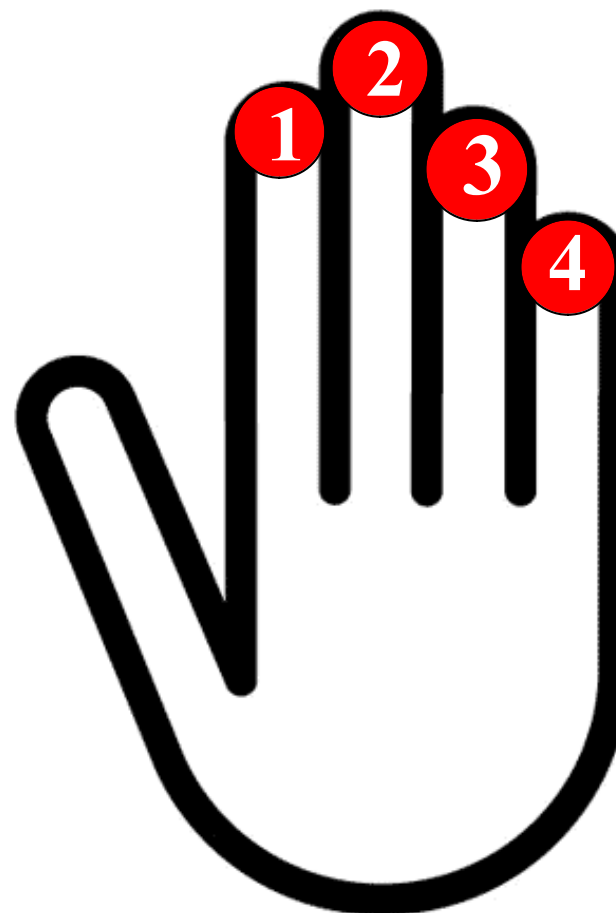
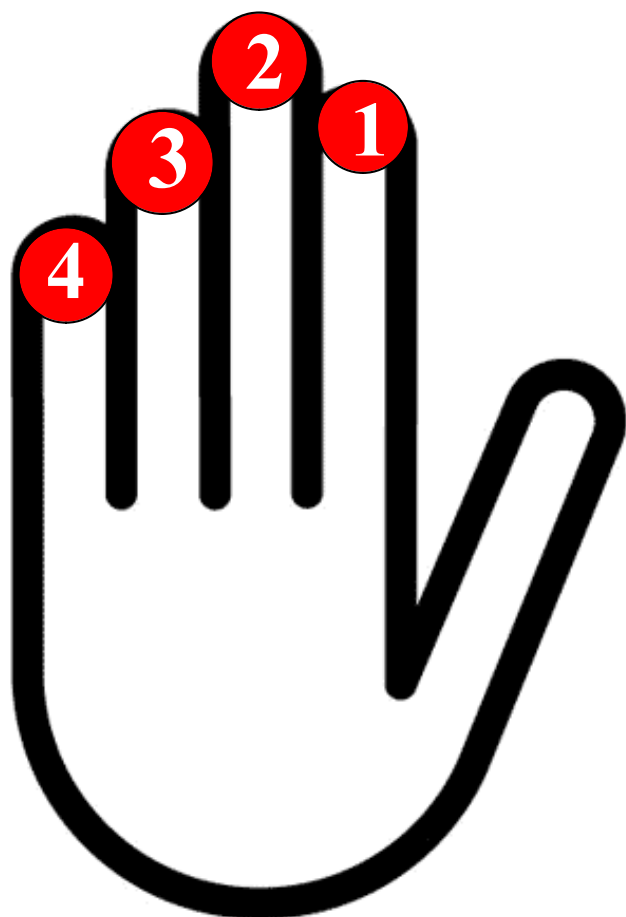


Ukulele Parts

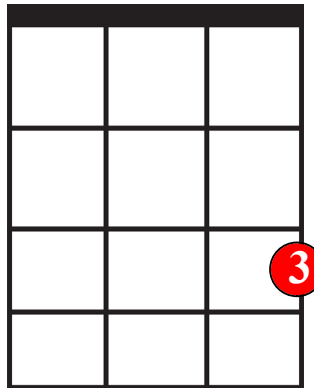


Ukulele Finger Numbers





C Chord



Row, Row, Row Your Boat

C

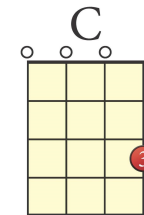
Row, row, row your boat


Gently down the stream

*

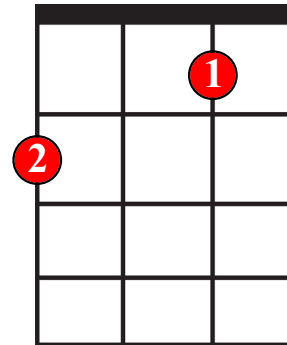
Merrily, merrily, merrily

Life is but a dream.



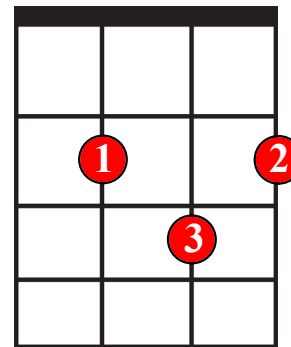


F Chord





G Chord



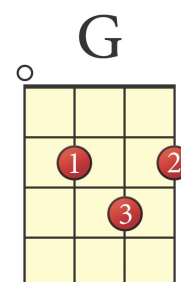
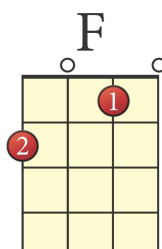
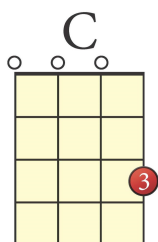
Jingle Bells

Chorus

C F
 Dashing through the snow, in a one-horse open sleigh,
 G C
 O'er the fields we go, laughing all the way.
 F
 Bells on Bobtail ring, making spirits bright,
 C
 Oh what fun it is to sing a sleighing song tonight. Oh!

Chorus

C
 Jingle bells, jingle bells, Jingle all the way!
 F
 Oh what fun it is to ride
 G
 In a one-horse open sleigh, hey!
 C
 Jingle bells, jingle bells, Jingle all the way!
 F
 Oh what fun it is to ride
 G C
 In a one-horse open sleigh



C F
 A day or two ago, I thought I'd take a ride
 G C
 And soon Miss Fanny Bright was seated by my side
 F
 The horse was lean and lank, misfortune seemed his lot
 G
 We ran into a drifted bank and there we got upst. Oh!

Chorus

C F
 A day or two ago, the story I must tell
 G C
 I went out on the snow and on my back I fell
 F
 A gent was riding by in a one-horse open sleigh
 G
 He laughed at me as I there lay but quickly drove away. Oh!

Chorus

Handwritten musical notation on two staves. The top staff is labeled with a blue 'C' and contains four measures of rhythmic notation represented by slanted lines. The bottom staff is labeled with a blue 'Dm' and contains four measures of rhythmic notation, with a blue 'G' written above the third measure.

C

F

G



Dm

Am




Yakety Yak by The Coasters

Take out the papers and the trash.
 Or you don't get no spending cash.
 If you don't scrub that kitchen floor,
 You ain't gonna rock and roll no more.

Yakety yak..Don't talk back,

Just finish cleaning up your room.
 Let's see that dust fly with that broom.
 Get all that garbage out of sight,
 Or you don't go out Friday night.

Yakety yak..Don't talk back.

C ○ 		F ○ 	
G ○ 			

Just put on your coat and hat.
 And walk yourself to the laundry mat.
 And when you finish doing that,
 Bring in the dog and put out the cat.
 Yakety yak..Don't talk back.

Don't give me no dirty looks.
 Your father's hip, he knows what cooks.
 Just tell your bestest friend outside,
 You ain't got time to take a ride.
 Yakety yak..Don't talk back.

Yakety yak, yakety yak..
 Yakety yak, yakety yak..
 Yakety yak, yakety yak..
 Yakety yak, yakety yak..

DON'T TALK BACK!!

Don't Worry Be Happy by Bobby McFerrin

INTRO:

C Dm F C x2

VERSE:

C
 Here's a little song I wrote
 Dm
 You might want to sing it note for note
 F C
 Don't worry, be happy.
 C
 In every life we have some trouble
 Dm
 But when you worry you make it double
 F C
 Don't worry, be happy.
 C
 Don't worry, be happy now.

CHORUS:

C Dm
 Ooooooooo Ooooooooo
 F C
 Don't worry, be happy. Don't worry, be happy.
 C Dm
 Ooooooooo Ooooooooo
 F C
 Don't worry, be happy. Don't worry, be happy.

2nd VERSE:

C
 Ain't got no place to lay your head
 Dm
 Somebody came and took your bed
 F C
 Don't worry, be happy.
 C
 The landlord say your rent is late
 Dm
 He may have to litigate
 F C
 Don't worry, be happy.

CHORUS

3rd VERSE:


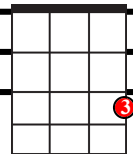
C
 Ain't got no cash, ain't got no style
 Dm
 Ain't got no gal to make you smile
 F C
 Don't worry, be happy.
 C
 When you worry your face will frown
 Dm
 And that will bring everybody down
 F C
 Don't worry, be happy.
 C
 Don't worry, be happy now.

CHORUS


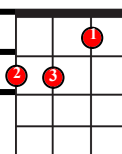
Handwritten musical notation on two staves. The first staff shows a C chord followed by a Dm chord. The second staff shows an F chord followed by a C chord. Blue diagonal lines represent the notes of each chord, and green vertical lines separate the measures.



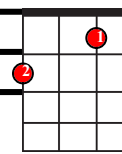
C Chord

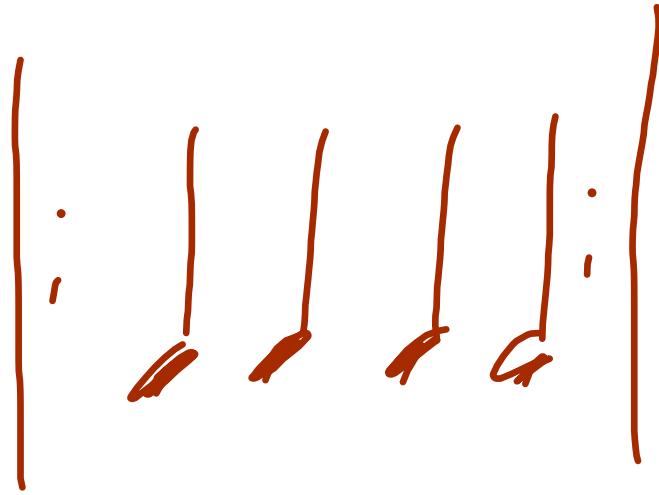


Dm Chord



F Chord







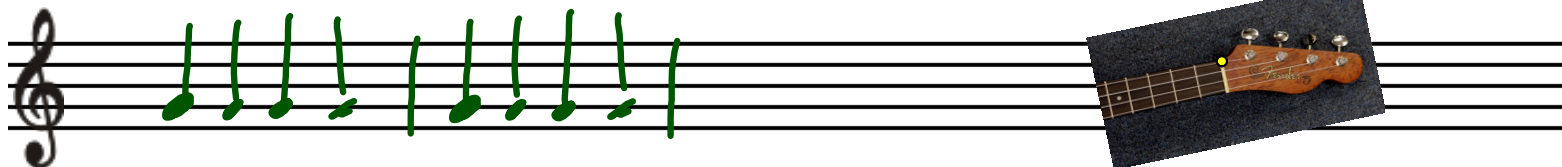
Open

A handwritten musical staff in brown ink. It begins with a treble clef on the left. The staff contains five quarter notes, each with a stem pointing upwards and a solid oval head. The notes are positioned on the first, second, third, and fourth lines of the staff, representing the notes A, B, C, and D. A vertical bar line is drawn after the fifth note. Below the first note, the letter 'a' is written in a cursive, handwritten style.

A set of five horizontal lines representing an empty musical staff.

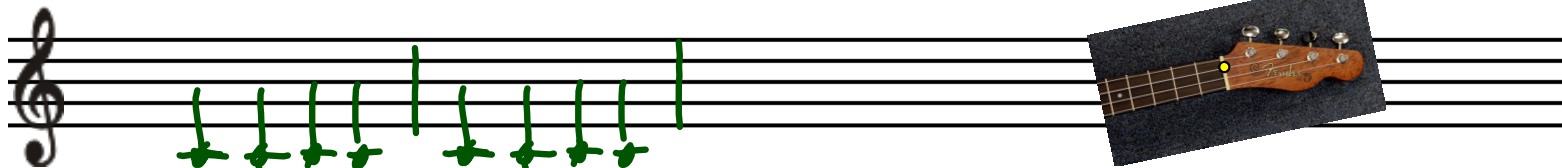
A second set of five horizontal lines representing an empty musical staff.

9




A musical staff with a treble clef containing a sequence of notes: G4, A4, B4, C5, D5, E5, F5, G5. A ukulele headstock is positioned to the right of the staff.

7




A musical staff with a treble clef containing a sequence of notes: G4, A4, B4, C5, D5, E5, F5, G5. A ukulele headstock is positioned to the right of the staff.

6




A musical staff with a treble clef containing a sequence of notes: G4, A4, B4, C5, D5, E5, F5, G5. A ukulele headstock is positioned to the right of the staff.


5



A musical staff with a treble clef containing a sequence of notes: G4, A4, B4, C5, D5, E5, F5, G5. A ukulele headstock is positioned to the right of the staff.



An empty musical staff with a treble clef.



An empty musical staff with a treble clef.

Key of C

Yellow Submarine
The Beatles

G C
In the town where I was born
Dm G
Lived a man who sailed to sea
G C
And he told us of his life
Dm G
In the land of submarines
G C
So we sailed up to the sun
Dm G
Till we found the sea of green
G C
And we lived beneath the waves
Dm G
In our yellow submarine

Chorus

C G
We all live in a yellow submarine
C
Yellow submarine, yellow submarine
C G
We all live in a yellow submarine
C
Yellow submarine, yellow submarine

First Note:

E



G C
And our friends are all on board
Dm G
Many more of them live next door
G C
And the band begins to play
Dm G
G C
Dm G

Chorus

G C
As we live a life of ease
Dm G
Everyone of us has all we need
G C
Sky of blue and sea of green
Dm G
In our yellow submarine

Chorus 2x

Score

Yellow Submarine

Lennon, McCartney


(F)

Verse

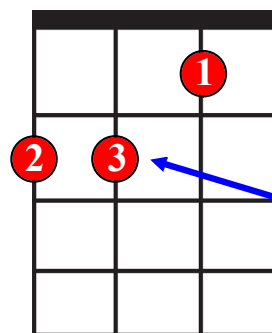
G C Dm G

Chorus



5 C G C



Dm Chord



Just add the
third finger to
the F chord to
make a D
Minor chord!
EASY!!



Lesson 1: The Open Strings

Using an electronic tuner, pitch pipe, or piano as a reference, tune your open strings to the notes **g**, **c**, **e**, and **a**.

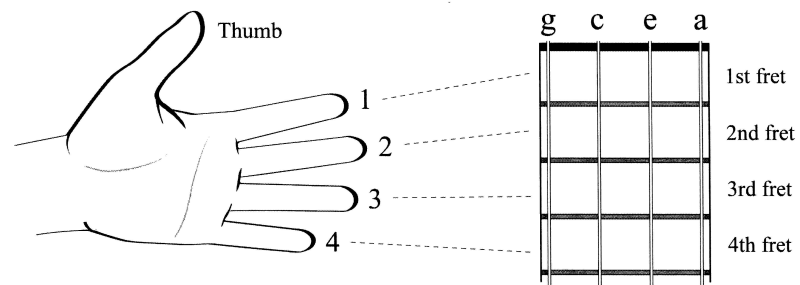
The diagram illustrates the tuning of a ukulele. At the top, a fretboard is shown with four strings labeled 4th, 3rd, 2nd, and 1st. The corresponding notes are g, c, e, and a. The note 'c' is circled in red. Below the fretboard, a musical staff in G-clef shows the notes g, c, e, and a on the first four lines. A red line is drawn under the G-clef, and a red arrow points to it from the text: "The 'G' Clef Curls Around the line where 'G' Notes Sit." A red 'X' is drawn over the first note 'g' on the staff.

Pick each note (they're all open strings). Use the pad of your right thumb.

♪ = 1 BEAT ♪ = 2 BEATS ♫ = 3 BEATS ○ = 4 BEATS



Lesson 2: The C Scale



Play the C scale forward and backward. To start, pick each note eight times. Then gradually decrease the number of times you pick each note until you can play it as written. Keep it steady!

1.
 Musical notation for the C scale:
 c (Do) d (Re) e (Mi) f (Fa) g (So) a (La) b (Ti) c (Do)
 String: 3 2 1

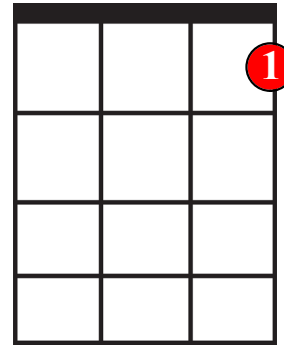
☆ Ready for a challenge? Here's another way to practise the C scale:


2.
 Musical notation for the challenge exercise:
 Eighth notes: c, d, e, f, g, a, b, c
 Quarter rest: d
 Labels: EIGHTH NOTE (1/2 BEAT), QUARTER REST (1 BEAT)

Keep your left thumb **behind the neck** of your uke to support your fingers. Press until you get a clean, clear sound.



C7 Chord





Bb Chord

