

Finding First Position



Start with the right hand.




Step 1 Point

In the middle of a group of 2 black keys (chopsticks).

Step 2 Slide

Your fingertip to the edge of the key.








Step 3 Curl and Glue

We "glue" our finger in place on the key so that it won't slide around. This helps our other find the correct keys.

Add Your Fingers

Right Hand



Left Hand

